

USE (OPEN RESEARCH) DATA IN TEACHING (UDIT)

AN OPEN ONLINE RESOURCE

Harrie van der Meer (UvA/HvA)

Helene N. Andreassen (UiT)

Torstein Låg (UiT)

Mijke Jetten (RU)

Monique Schoutsen (RU)


PROGRAM

Background

UDIT module

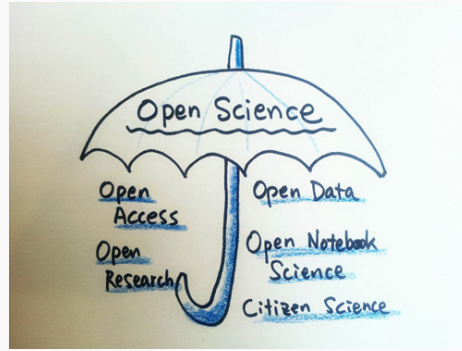
Next steps

Contribution to the module



Background






RDM



Wouldn't it be great to have a pool of learning activities that teachers could swim in when preparing classes?



UDIT: AN ONLINE OPEN RESOURCE MODULE

Inspiring
resources

good
practices



learning
activities

example
lesson plans

to be used
to enrich any existing research-focused teaching course

UDIT module



TABLE OF CONTENTS

- Part 1: Introduction
- Part 2: Open Data concepts
- Part 3: Teaching principles

UDIT module

Use Open Data in Teaching

To support higher education teachers worldwide in using open

4 members | 10 affiliated resources

Contribute to this Group

OER Commons

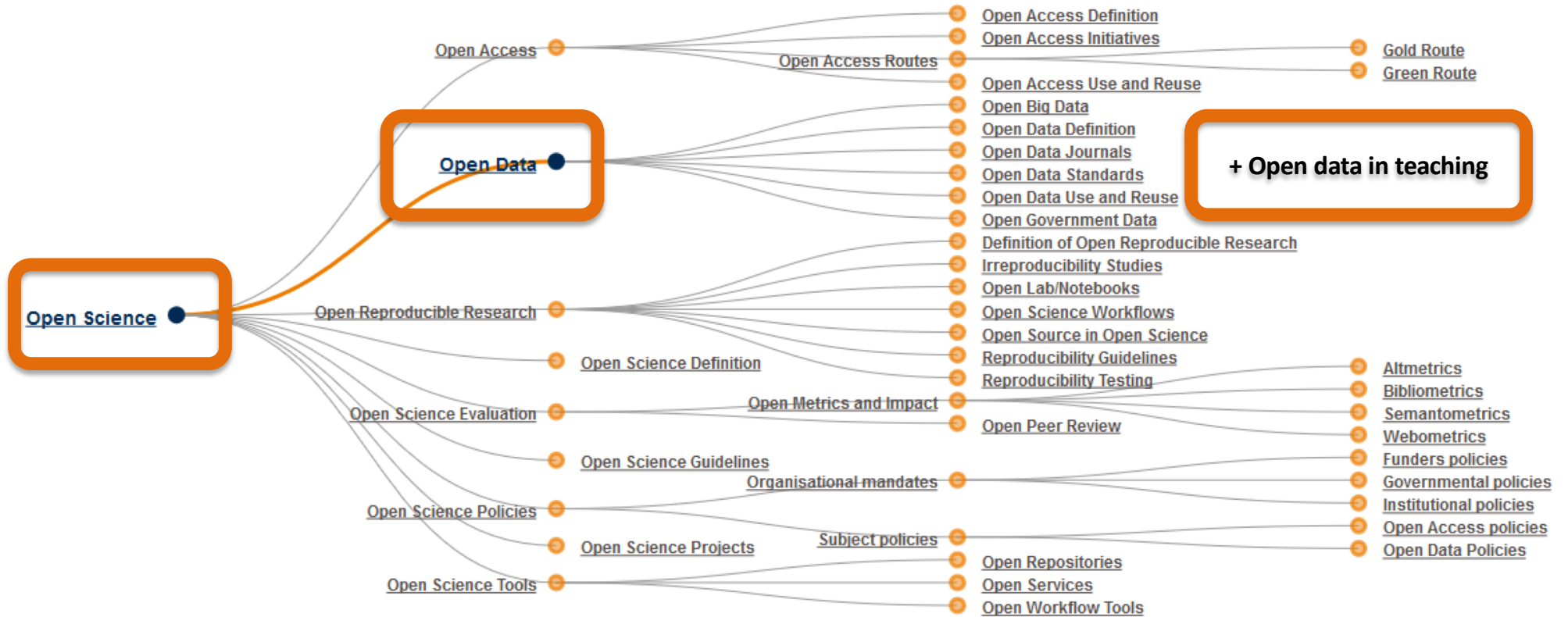
UDIT

Use (open research) data in teaching

UDIT website

UDIT

UDIT MODULE



UDIT MODULE

By the end of the module, you will be able to:

- explain the benefits of using open research data in teaching
- find new ideas for teaching activities and learn from existing practices
- encourage active learning using tangible activities
- help students becoming aware of open science and increase their data literacy
- help students to use open data resources in combination with disciplinary theories and models

How open data savvy are you?

What is open data?

- Open data is data that anyone can access, use and share
- Open data is data that is restricted to authorised people
- Open data is data that isn't accessible and can't be used or shared

Open data concepts you need to be familiar with

As a researcher integrating research data in your data, you should become familiar with the following concepts:

- + Overview: what you should know
- + The concepts of open, restricted and closed data
- + Collecting data

Part 3: Teaching principles

This module and the accompanying lesson and learning activity examples are based on the principles of **active learning**, **constructive alignment**, and the values of **research-based teaching**.




Research-based teaching

The idea that students should learn the competencies and values of scientific research is held in high

Part 4: Learning activity examples

Introduction text on how to use the examples [4a]

Open research data in teaching: a few examples



Use of open research data

Different types of data

Topic tags: Linguistics, research data, data structure, documentation, data science

OER COMMONS: Udit Group

The screenshot shows the OER Commons website interface. At the top, there is a navigation bar with the OER Commons logo, menu items like 'Discover', 'Hubs', 'Groups', and 'Our Services', and buttons for 'Create', 'Donate', and 'Display Settings'. The main content area features a group profile for 'Use Open Data in Teaching'. The profile includes a circular logo with an open padlock and the text 'Open data in teaching'. Below the logo is a 'Manage Group' button. The group description states: 'To support higher education teachers worldwide in using open research data in their teaching [in progress]'. It also shows '4 members' and '10 affiliated resources', along with a 'Contribute to this Group' button. A horizontal menu below the profile lists 'Shared Resources', 'Discussions', 'Members', 'Information', and 'Recent Activity'. The 'Shared Resources' section is active, displaying a search bar, a 'Select All' checkbox, and a 'Per page' dropdown set to 20. A list of resources is shown, with the first item being 'Ace Maths Unit 5: Exercises on Teaching Data Handling (PDF)'. A 'Help' button is visible in the bottom right corner of the resource list.

Go to:

<https://www.oercommons.org/groups/use-open-data-in-teaching/2965>

OER WEBSITE



The UDIT project collaborates with FOSTER, and the goal is to include the Use Open Data in Teaching module in the FOSTER's course series [Putting Open Science into Practice](#). This way, scholars wishing to learn about how to integrate open science in their research process, will also get a kick start on how to go about using openly available research data in their regular teaching.

🔍 To search type and press enter

Go to:

<https://site.uit.no/opendatainteaching/>

OER WEBSITE



The UDIT project collaborates with FOSTER, and the goal is to include the Use Open Data in Teaching module in the FOSTER's course series [Putting Open Science into Practice](#). This way, scholars wishing to learn about how to integrate open science in their research process, will also get a kick start on how to go about using openly available research data in their regular teaching.

Go to:

<https://site.uit.no/opendatainteaching/>

OER WEBSITE

UDIT

HOME

UDIT MODULE

FAQ

EXPERT CONTRIBUTION

Project

PEOPLE

SUPPORT

CONTACT



UDIT module

🏠 > UDIT MODULE

The UDIT project collaborates with **FOSTER**, and the goal is to include the Use Open Data in Teaching module in the FOSTER's course series **Putting Open Science into Practice**. This way, scholars wishing to learn about how to integrate open science in their research process, will also get a kick start on how to go about using openly available research data in their regular teaching.

🔍 To search type and press enter

Go to:

<https://site.uit.no/opendatainteaching/>

OER WEBSITE

UDIT

HOME

UDIT MODULE

FAQ

EXPERT CONTRIBUTIONS

PROJECTS

People

SUPPORT

Contact



UDIT module

🏠 > UDIT MODULE

The UDIT project collaborates with **FOSTER**, and the goal is to include the Use Open Data in Teaching module in the FOSTER's course series **Putting Open Science into Practice**. This way, scholars wishing to learn about how to integrate open science in their research process, will also get a kick start on how to go about using openly available research data in their regular teaching.

🔍 To search type and press enter

Go to:


<https://site.uit.no/opendatainteaching/>

Next steps



- Completion of the 1st version of UDIT
- Promotion strategy: make sure teachers know about it
- Stimulation of the contributions to OER Commons

PLANNING



November 2018

- Skype expert meetings

January 2019

- Launch module

Contributions



We would love you to contribute to the module and the project!

Who?

All **experts** (by self-definition), in a teaching role, in the field of open data, active learning, and data and information literacy

(data) scientist librarian manager (research) teacher
researcher data) steward assistant etc.

How?

- As a **creator of open data resources** to be included in the module and the OER commons group
- As creative mind to **think along or provide feedback** on the module

What do you think of the module?

- Could it be useful for your teachers?
- Could it be useful for you?

Do you have any tips to make UDIT successful?



Contact and more information





Harrie van der Meer

Librarian / Project Manager

University of Amsterdam/HvA

Email: h.a.l.van.der.meer@hva.nl

Helene N. Andreassen

Senior Academic Librarian

UiT The Arctic University of Norway

Email: helene.n.andreassen@uit.no

Or:

Torstein Lag (UiT)

torstein.lag@uit.no


Mijke Jetten (RU)

m.jetten@ubn.ru.nl

Monique Schoutsen (RU)

m.schoutsen@ubn.ru.nl

Website UDIT: <https://site.uit.no/opendatainteaching/>



USED IMAGES

Slide	Source
2	https://pixabay.com/en/icon-clipboard-paperclip-memo-1719736/ [CC0 Public Domain]
3,6,16,18,21,24	https://commons.wikimedia.org/wiki/File:Unlock_font_awesome.svg [CC0 Public Domain]
3,6,16,18,21,24	https://pixabay.com/en/banner-header-monitor-binary-909710/ [CC0 Public Domain]
4	Image “Active learning”: San Jose State University. Retrieved from: http://www.sjsu.edu
4	https://commons.wikimedia.org/wiki/File:OER_Logo_Open_Educational_Resources.png Markus Büsges (leomaria design) für Wikimedia Deutschland e. V. [CCBYSA 4.0]
4	https://www.flickr.com/photos/100477638@N03/10204741904_manumanu2009 [CCBY 2.0]
4,25	https://nl.wikipedia.org/wiki/Bestand:Open_Science_Logo.jpg G.emmerich [CCBYSA 3.0]
4, 25	https://nl.wikipedia.org/wiki/Bestand:Open-access.png Rafabollas [CCBYSA 4.0]
5	https://pixabay.com/en/idea-cloud-think-concept-symbol-48100/ [CC0 Public Domain]
15	http://www.thebluediamondgallery.com/handwriting/p/planning.html by Nick Youngson CC BY-SA 3.0 Alpha Stock Images
18	https://pixabay.com/en/feedback-contact-reaction-post-1213042/ [CC0 Public Domain]
18	https://pixabay.com/en/light-bulb-idea-self-employed-3104355/ [CC0 Public Domain]
20	https://en.wikipedia.org/wiki/File:Information_icon_with_gradient_background.svg [CC0 Public Domain]
25	https://pixabay.com/en/open-science-science-open-access-735787/ [CC0 Public Domain]



Supplement: some definitions



SOME DEFINITIONS

Open science



Open Science is the **practice of science** in such a way that others can collaborate and contribute, where research data, lab notes and other research processes are freely available, under terms that enable reuse, redistribution and reproduction of the research and its underlying data and methods. [Source: <https://www.fosteropenscience.eu>]

Open data



Data that can be **freely used**, **re-used** and **redistributed** by anyone – subject only, at most, to the requirement to attribute and sharealike [Source: [Open data Handbook](#)]

SOME DEFINITIONS

Research Data
Management

RDM

The **care and maintenance of the data** that is produced during the course of a research cycle. It is an integral part of the research process and helps to ensure that your data is properly organized, described, preserved, and shared. [Source: DePaulUniversity]

(Research)
Data literacy

RDL

The **ability to** understand and use data effectively to inform decisions [Source: Mandinach @ Gummer]

The **ability to** read, understand, create and communicate data as information [...] data literacy focuses on the **competencies** involved in working with data [Source: Wikipedia]

