

# **BASIC RHYTHM EXERCISES FOR PICK STYLE GUITAR**

*TMA MUSIC 9*

*ISBN 978-82-92985-03-8*

*ISMN 979-0-706693-09-5*

# BASIC RHYTHM EXERCISES FOR PICK STYLE GUITAR 1

## THE BASICS:

The fundamental structure this method is built around, is dividing all rhythms into groups of 2, 3 and 4. This means thinking eight notes, triplets and sixteenth notes. The idea is to get used to thinking the basic subdivisions of grooves in popular, western music styles. This theory is no stranger to drummers and hopefully, you will reconsider your attitude towards rhythm guitar as something structured and not accidental. This book will help you structure your rhythm guitar playing both in terms of analysis and performance.

The book has three parts. These are:

1. Eight note rhythm patterns (1/8)
2. Triplet note rhythm patterns
3. Sixteenth note rhythm patterns (1/16)

All examples are written in 4/4 time

## THE SYMBOLS:

The method is built around alternate picking played with down and upstrokes.

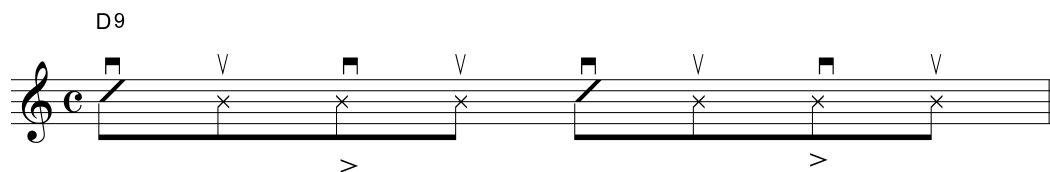
Downstrokes are written using this symbol: ▣

Upstrokes are written using this symbol: ▽

The rhythms are written with the following symbols:

1. Chord slashes. Indicates playing a chord.
2. Percussive notes. Indicates muting the chord with your left hand.
3. Accents. Play a heavy beat on the accents indicated.

### Ex. 1



All examples are played with one chord, D9, only! Obviously, you can play with any chord or chord combination. The meaning is just to simplify the burden of your left hand.

# PART 1 - EIGHT NOTE PATTERNS

## BASIC PATTERNS I:

1)

D9

>

2)

D9

>

3)

D9

>

4)

D9

>

5)

D9

>

6)

D9

>

7)

D9

>

8)

D9

>

9)

D9

>

10)

D9

>

11)

D9

>

12)

D9

>

13)

D9

>

14)

D9

>

15)

D9

>

16)

D9

>

**BASIC PATTERNS II:**

1)

D9

>

2)

D9

>

3)

D9

>

4)

D9

>

5)

D9

6)

D9

7)

D9

8)

D9

9)

D9

10)

D9

11)

D9

,

12)

D9

Musical notation for exercise 12, showing a sequence of notes on the strings of a guitar, with 'x' marks above the first and third strings, and slanted lines labeled 'V' indicating vibrato. The exercise is in common time (C) and features accents (>) under the notes on the second and fourth strings.

13)

D9

Musical notation for exercise 13, showing a sequence of notes on the strings of a guitar, with 'x' marks above the first and third strings, and slanted lines labeled 'V' indicating vibrato. The exercise is in common time (C) and features accents (>) under the notes on the second and fourth strings.

14)

D9

Musical notation for exercise 14, showing a sequence of notes on the strings of a guitar, with 'x' marks above the first and third strings, and slanted lines labeled 'V' indicating vibrato. The exercise is in common time (C) and features accents (>) under the notes on the second and fourth strings.

15)

D9

Musical notation for exercise 15, showing a sequence of notes on the strings of a guitar, with 'x' marks above the first and third strings, and slanted lines labeled 'V' indicating vibrato. The exercise is in common time (C) and features accents (>) under the notes on the second and fourth strings.

16)

D9

Musical notation for exercise 16, showing a sequence of notes on the strings of a guitar, with 'x' marks above the first and third strings, and slanted lines labeled 'V' indicating vibrato. The exercise is in common time (C) and features accents (>) under the notes on the second and fourth strings.

17)

D9

Musical notation for exercise 17, showing a sequence of notes on the strings of a guitar, with 'x' marks above the first and third strings, and slanted lines labeled 'V' indicating vibrato. The exercise is in common time (C) and features accents (>) under the notes on the second and fourth strings.

18)

D9

Musical notation for exercise 18, showing a sequence of notes on the strings of a guitar, with 'x' marks above the first and third strings, and slanted lines labeled 'V' indicating vibrato. The exercise is in common time (C) and features accents (>) under the notes on the second and fourth strings.

19)

D9

Musical notation for exercise 19, showing a sequence of notes on the strings of a guitar, with 'x' marks above the first and third strings, and slanted lines labeled 'V' indicating vibrato. The exercise is in common time (C) and features accents (>) under the notes on the second and fourth strings.

20)

D9

21)

D9

22)

D9

23)

D9

24)

D9

25)

D9

26)

D9

27)

D9



28)

D9

29)

D9

30)

D9

31)

D9

32)

D9

33)

D9

34)

D9

35)

D9

36)

D9

37)

D9

**BASIC PATTERNS III:**

1)

D9

2)

D9

3)

D9

4)

D9

5)

D9

>

6)

D9

>

7)

D9

>

8)

D9

>

9)

D9

>

10)

D9

>

11)

D9

>

12)

D9

13)

D9

14)

D9

15)

D9

16)

D9

**BASIC PATTERNS IV:**

1)

D9

2)

D9

3)

D9

Musical notation for exercise 3: A treble clef staff with a common time signature 'c'. The staff contains a sequence of notes: G4 (quarter), A4 (quarter), B4 (quarter), C5 (quarter), B4 (quarter), A4 (quarter), G4 (quarter). Above the staff, there are six 'V' symbols, each positioned above a note. Above the first 'V', there is a small square symbol. Below the staff, there are two '>' symbols, one under the B4 note and one under the G4 note.

4)

D9

Musical notation for exercise 4: A treble clef staff with a common time signature 'c'. The staff contains a sequence of notes: G4 (quarter), A4 (quarter), B4 (quarter), C5 (quarter), B4 (quarter), A4 (quarter), G4 (quarter). Above the staff, there are six 'V' symbols, each positioned above a note. Above the first 'V', there is a small square symbol. Above the fifth 'V', there is a small 'x' symbol. Below the staff, there are two '>' symbols, one under the B4 note and one under the G4 note.

5)

D9

Musical notation for exercise 5: A treble clef staff with a common time signature 'c'. The staff contains a sequence of notes: G4 (quarter), A4 (quarter), B4 (quarter), C5 (quarter), B4 (quarter), A4 (quarter), G4 (quarter). Above the staff, there are six 'V' symbols, each positioned above a note. Above the first 'V', there is a small square symbol. Above the third 'V', there is a small 'x' symbol. Below the staff, there are two '>' symbols, one under the B4 note and one under the G4 note.

6)

D9

Musical notation for exercise 6: A treble clef staff with a common time signature 'c'. The staff contains a sequence of notes: G4 (quarter), A4 (quarter), B4 (quarter), C5 (quarter), B4 (quarter), A4 (quarter), G4 (quarter). Above the staff, there are six 'V' symbols, each positioned above a note. Above the first 'V', there is a small square symbol. Above the first note, there is a small 'x' symbol. Below the staff, there are two '>' symbols, one under the B4 note and one under the G4 note.

7)

D9

Musical notation for exercise 7: A treble clef staff with a common time signature 'c'. The staff contains a sequence of notes: G4 (quarter), A4 (quarter), B4 (quarter), C5 (quarter), B4 (quarter), A4 (quarter), G4 (quarter). Above the staff, there are six 'V' symbols, each positioned above a note. Above the first 'V', there is a small square symbol. Above the second 'V', there is a small 'x' symbol. Below the staff, there are two '>' symbols, one under the B4 note and one under the G4 note.

8)

D9

Musical notation for exercise 8: A treble clef staff with a common time signature 'c'. The staff contains a sequence of notes: G4 (quarter), A4 (quarter), B4 (quarter), C5 (quarter), B4 (quarter), A4 (quarter), G4 (quarter). Above the staff, there are six 'V' symbols, each positioned above a note. Above the first 'V', there is a small square symbol. Above the third 'V', there is a small 'x' symbol. Below the staff, there are two '>' symbols, one under the B4 note and one under the G4 note.

# PART 2 - TRIPLET PATTERNS

## BASIC PATTERNS I:

1)

D9

3 > 3 3 > 3

2)

D9

3 > 3 3 > 3

3)

D9

3 > 3 3 > 3

4)

D9

3 > 3 3 > 3

5)

D9

3 > 3 3 > 3

6)

D9

3 > 3 3 > 3

7)

D9

3 > 3 3 > 3

8)

D9

3 > 3 3 > 3

9)

D9

3 > 3 3 > 3

10)

D9

3 > 3 3 > 3

11)

D9

3 > 3 3 > 3

12)

D9

3 > 3 3 > 3

13)

D9

3 > 3 3 > 3

14)

D9

3 > 3 3 > 3

15)

D9

3 > 3 3 > 3

16)

D9

3 > 3 3 > 3

17)

D9

3 > 3 3 > 3

19)

D9

3 > 3 3 > 3

20)

D9

3 > 3 3 > 3

21)

D9

3 > 3 3 > 3



22)

D9

3 > 3 3 > 3

23)

D9

3 > 3 3 > 3

24)

D9

3 > 3 3 > 3

25)

D9

3 > 3 3 > 3

26)

D9

3 > 3 3 > 3

27)

D9

3 > 3 3 > 3

28)

D9

3 > 3 3 > 3

29)

D9

3

30)

D9

3

31)

D9

3

32)

D9

3

33)

D9

3

34)

D9

3

35)

D9

3



43)

D9

44)

D9

45)

D9

46)

D9

47)

D9

48)

D9

49)

D9

50)

D9

3 > 3 3 > 3

51)

D9

3 > 3 3 > 3

52)

D9

3 > 3 3 > 3

53)

D9

3 > 3 3 > 3

54)

D9

3 > 3 3 > 3

55)

D9

3 > 3 3 > 3

## BASIC PATTERNS II:

1)

D9

3 > 3 3 > 3

2)

D9

3 > 3 3 > 3

3)

D9

3 > 3 3 > 3

4)

D9

3 > 3 3 > 3

5)

D9

3 > 3 3 > 3

6)

D9

3 > 3 3 > 3

7)

D9

3 > 3 3 > 3

8)

D9

3 > 3 3 > 3

9)

D9

3 > 3 3 > 3

10)

D9

3 > 3 3 > 3

11)

D9

3 > 3 3 > 3

12)

D9

3 > 3 3 > 3

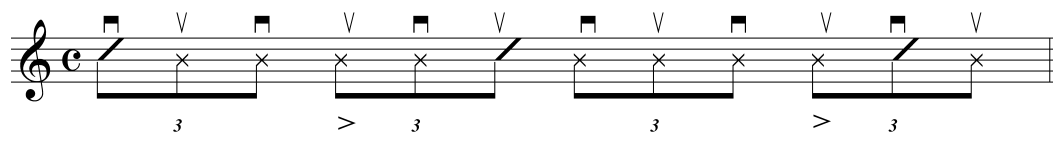






25)

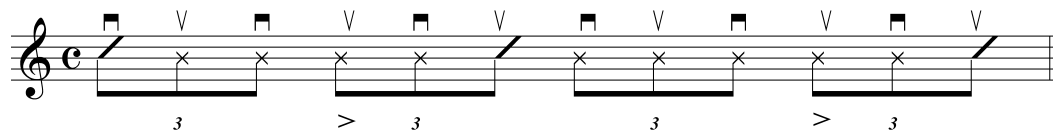
D9



Musical notation for exercise 25, featuring a treble clef, common time signature, and a D9 chord. The exercise consists of four measures of eighth-note triplets. The first measure has a flat on the second string. The second measure has an accent (>) over the first note. The third measure has a flat on the second string. The fourth measure has an accent (>) over the first note. Each triplet is marked with a '3' below it.

26)

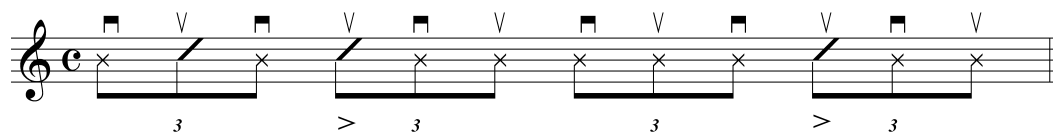
D9



Musical notation for exercise 26, featuring a treble clef, common time signature, and a D9 chord. The exercise consists of four measures of eighth-note triplets. The first measure has a flat on the second string. The second measure has an accent (>) over the first note. The third measure has a flat on the second string. The fourth measure has an accent (>) over the first note. Each triplet is marked with a '3' below it.

27)

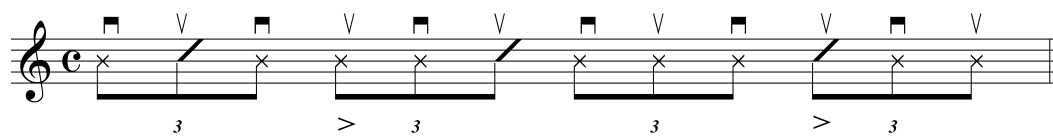
D9



Musical notation for exercise 27, featuring a treble clef, common time signature, and a D9 chord. The exercise consists of four measures of eighth-note triplets. The first measure has a flat on the second string. The second measure has an accent (>) over the first note. The third measure has a flat on the second string. The fourth measure has an accent (>) over the first note. Each triplet is marked with a '3' below it.

28)

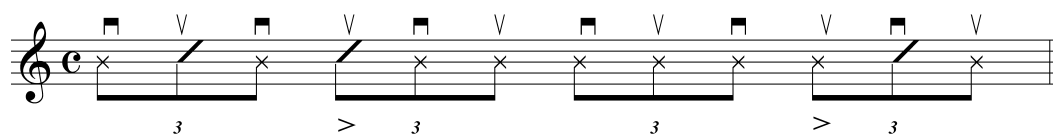
D9



Musical notation for exercise 28, featuring a treble clef, common time signature, and a D9 chord. The exercise consists of four measures of eighth-note triplets. The first measure has a flat on the second string. The second measure has an accent (>) over the first note. The third measure has a flat on the second string. The fourth measure has an accent (>) over the first note. Each triplet is marked with a '3' below it.

29)

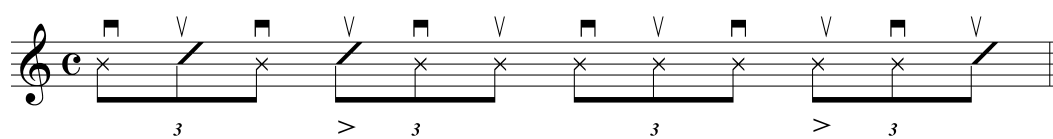
D9



Musical notation for exercise 29, featuring a treble clef, common time signature, and a D9 chord. The exercise consists of four measures of eighth-note triplets. The first measure has a flat on the second string. The second measure has an accent (>) over the first note. The third measure has a flat on the second string. The fourth measure has an accent (>) over the first note. Each triplet is marked with a '3' below it.

30)

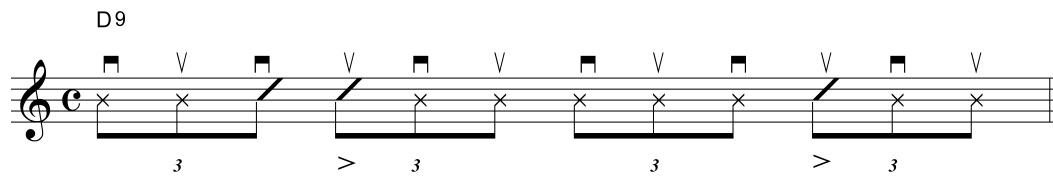
D9



Musical notation for exercise 30, featuring a treble clef, common time signature, and a D9 chord. The exercise consists of four measures of eighth-note triplets. The first measure has a flat on the second string. The second measure has an accent (>) over the first note. The third measure has a flat on the second string. The fourth measure has an accent (>) over the first note. Each triplet is marked with a '3' below it.

31)

D9

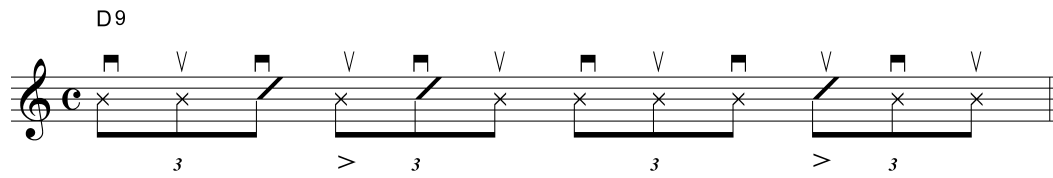


Musical notation for exercise 31, featuring a D9 chord and a sequence of eighth notes with triplets and accents.

The exercise is written on a single staff in treble clef with a common time signature (C). It consists of four measures. Each measure contains a sequence of eighth notes. The first and third measures have a triplet of eighth notes (marked with a '3' below) followed by a single eighth note. The second and fourth measures have a single eighth note followed by a triplet of eighth notes (marked with a '3' below). The first and third measures are accented (marked with a '>' above), while the second and fourth are not. Above the staff, there are flags and 'V' marks indicating fingerings and bowing directions.

32)

D9

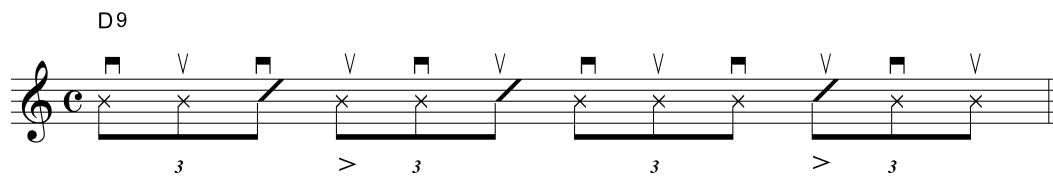


Musical notation for exercise 32, featuring a D9 chord and a sequence of eighth notes with triplets and accents.

The exercise is written on a single staff in treble clef with a common time signature (C). It consists of four measures. Each measure contains a sequence of eighth notes. The first and third measures have a triplet of eighth notes (marked with a '3' below) followed by a single eighth note. The second and fourth measures have a single eighth note followed by a triplet of eighth notes (marked with a '3' below). The first and third measures are accented (marked with a '>' above), while the second and fourth are not. Above the staff, there are flags and 'V' marks indicating fingerings and bowing directions.

33)

D9

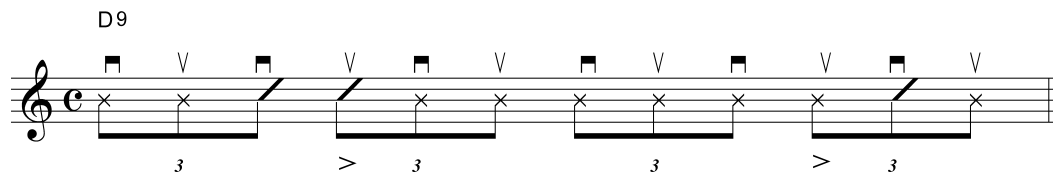


Musical notation for exercise 33, featuring a D9 chord and a sequence of eighth notes with triplets and accents.

The exercise is written on a single staff in treble clef with a common time signature (C). It consists of four measures. Each measure contains a sequence of eighth notes. The first and third measures have a triplet of eighth notes (marked with a '3' below) followed by a single eighth note. The second and fourth measures have a single eighth note followed by a triplet of eighth notes (marked with a '3' below). The first and third measures are accented (marked with a '>' above), while the second and fourth are not. Above the staff, there are flags and 'V' marks indicating fingerings and bowing directions.

34)

D9

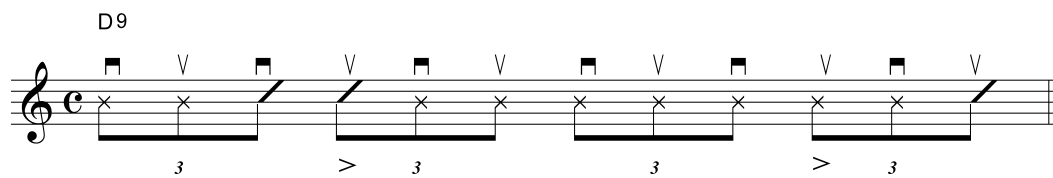


Musical notation for exercise 34, featuring a D9 chord and a sequence of eighth notes with triplets and accents.

The exercise is written on a single staff in treble clef with a common time signature (C). It consists of four measures. Each measure contains a sequence of eighth notes. The first and third measures have a triplet of eighth notes (marked with a '3' below) followed by a single eighth note. The second and fourth measures have a single eighth note followed by a triplet of eighth notes (marked with a '3' below). The first and third measures are accented (marked with a '>' above), while the second and fourth are not. Above the staff, there are flags and 'V' marks indicating fingerings and bowing directions.

35)

D9

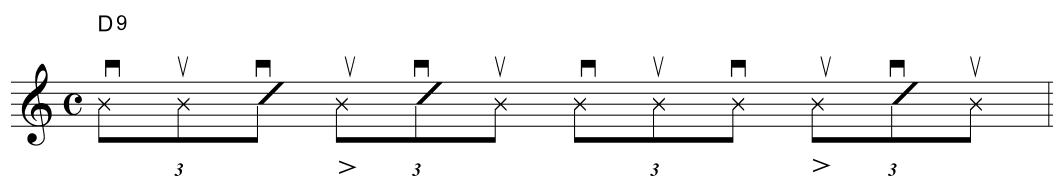


Musical notation for exercise 35, featuring a D9 chord and a sequence of eighth notes with triplets and accents.

The exercise is written on a single staff in treble clef with a common time signature (C). It consists of four measures. Each measure contains a sequence of eighth notes. The first and third measures have a triplet of eighth notes (marked with a '3' below) followed by a single eighth note. The second and fourth measures have a single eighth note followed by a triplet of eighth notes (marked with a '3' below). The first and third measures are accented (marked with a '>' above), while the second and fourth are not. Above the staff, there are flags and 'V' marks indicating fingerings and bowing directions.

36)

D9

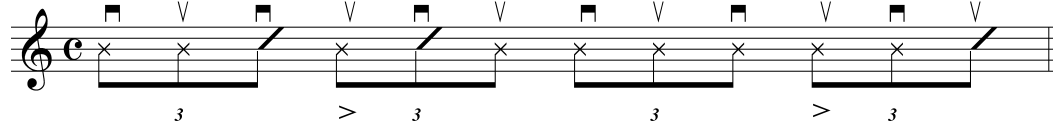


Musical notation for exercise 36, featuring a D9 chord and a sequence of eighth notes with triplets and accents.

The exercise is written on a single staff in treble clef with a common time signature (C). It consists of four measures. Each measure contains a sequence of eighth notes. The first and third measures have a triplet of eighth notes (marked with a '3' below) followed by a single eighth note. The second and fourth measures have a single eighth note followed by a triplet of eighth notes (marked with a '3' below). The first and third measures are accented (marked with a '>' above), while the second and fourth are not. Above the staff, there are flags and 'V' marks indicating fingerings and bowing directions.

37)

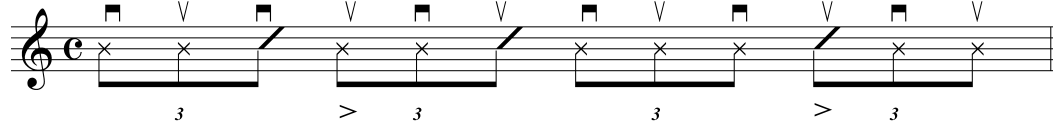
D9



Musical notation for exercise 37, featuring a treble clef, common time signature (C), and a D9 chord. The exercise consists of four measures of music. Each measure contains a triplet of eighth notes, with a 'V' above the first note and an 'x' above the second and third notes. The notes are G4, A4, and B4. The first measure has a '3' below the triplet. The second measure has an accent (>) above the first note and a '3' below the triplet. The third measure has a '3' below the triplet. The fourth measure has an accent (>) above the first note and a '3' below the triplet.

38)

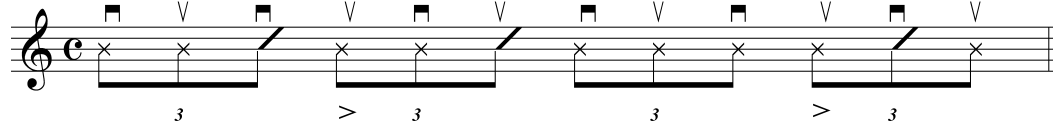
D9



Musical notation for exercise 38, featuring a treble clef, common time signature (C), and a D9 chord. The exercise consists of four measures of music. Each measure contains a triplet of eighth notes, with a 'V' above the first note and an 'x' above the second and third notes. The notes are G4, A4, and B4. The first measure has a '3' below the triplet. The second measure has an accent (>) above the first note and a '3' below the triplet. The third measure has a '3' below the triplet. The fourth measure has an accent (>) above the first note and a '3' below the triplet.

39)

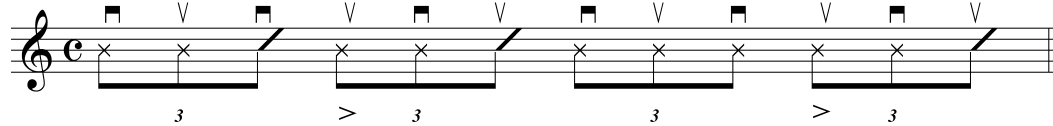
D9



Musical notation for exercise 39, featuring a treble clef, common time signature (C), and a D9 chord. The exercise consists of four measures of music. Each measure contains a triplet of eighth notes, with a 'V' above the first note and an 'x' above the second and third notes. The notes are G4, A4, and B4. The first measure has a '3' below the triplet. The second measure has an accent (>) above the first note and a '3' below the triplet. The third measure has a '3' below the triplet. The fourth measure has an accent (>) above the first note and a '3' below the triplet.

40)

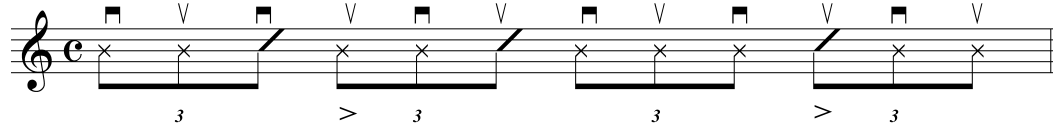
D9



Musical notation for exercise 40, featuring a treble clef, common time signature (C), and a D9 chord. The exercise consists of four measures of music. Each measure contains a triplet of eighth notes, with a 'V' above the first note and an 'x' above the second and third notes. The notes are G4, A4, and B4. The first measure has a '3' below the triplet. The second measure has an accent (>) above the first note and a '3' below the triplet. The third measure has a '3' below the triplet. The fourth measure has an accent (>) above the first note and a '3' below the triplet.

41)

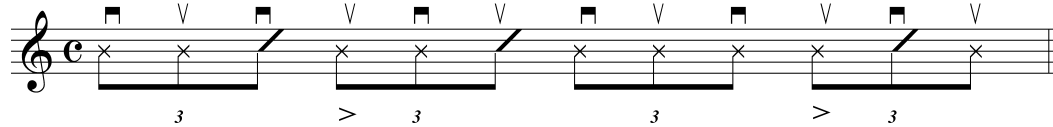
D9



Musical notation for exercise 41, featuring a treble clef, common time signature (C), and a D9 chord. The exercise consists of four measures of music. Each measure contains a triplet of eighth notes, with a 'V' above the first note and an 'x' above the second and third notes. The notes are G4, A4, and B4. The first measure has a '3' below the triplet. The second measure has an accent (>) above the first note and a '3' below the triplet. The third measure has a '3' below the triplet. The fourth measure has an accent (>) above the first note and a '3' below the triplet.

42)

D9



Musical notation for exercise 42, featuring a treble clef, common time signature (C), and a D9 chord. The exercise consists of four measures of music. Each measure contains a triplet of eighth notes, with a 'V' above the first note and an 'x' above the second and third notes. The notes are G4, A4, and B4. The first measure has a '3' below the triplet. The second measure has an accent (>) above the first note and a '3' below the triplet. The third measure has a '3' below the triplet. The fourth measure has an accent (>) above the first note and a '3' below the triplet.



49)

D9

50)

D9

51)

D9

52)

D9

53)

D9

54)

D9

55)

D9

3 > 3 3 > 3

56)

D9

3 > 3 3 > 3

57)

D9

3 > 3 3 > 3

58)

D9

3 > 3 3 > 3

59)

D9

3 > 3 3 > 3

60)

D9

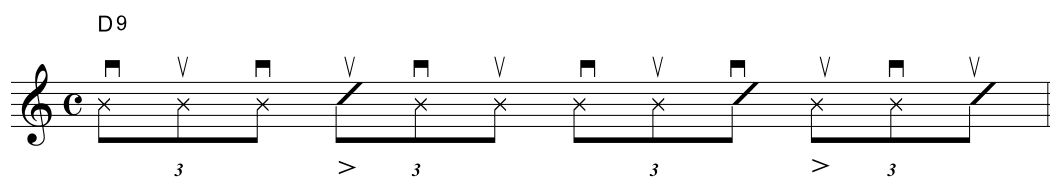
3 > 3 3 > 3





67)

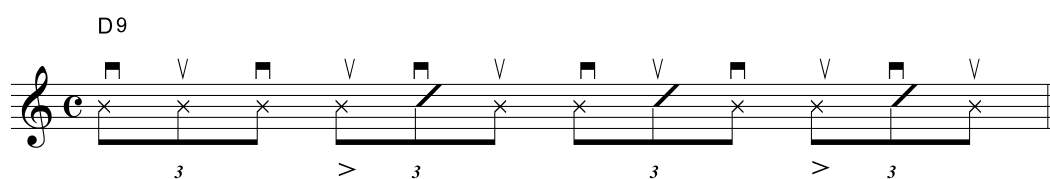
D9



Musical notation for exercise 67, featuring a treble clef, common time signature (C), and a D9 chord. The exercise consists of four measures of eighth-note triplets. The first measure has three eighth notes with 'x' marks above them. The second measure has three eighth notes with 'V' marks above them. The third measure has three eighth notes with 'x' marks above them. The fourth measure has three eighth notes with 'V' marks above them. The notes are grouped by a brace with a '3' underneath. A greater-than sign (>) is placed between the second and third measures.

68)

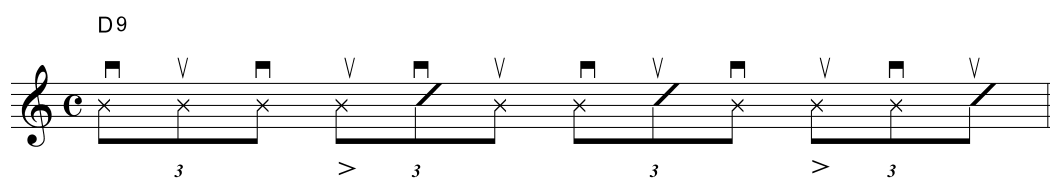
D9



Musical notation for exercise 68, featuring a treble clef, common time signature (C), and a D9 chord. The exercise consists of four measures of eighth-note triplets. The first measure has three eighth notes with 'x' marks above them. The second measure has three eighth notes with 'V' marks above them. The third measure has three eighth notes with 'x' marks above them. The fourth measure has three eighth notes with 'V' marks above them. The notes are grouped by a brace with a '3' underneath. A greater-than sign (>) is placed between the second and third measures.

69)

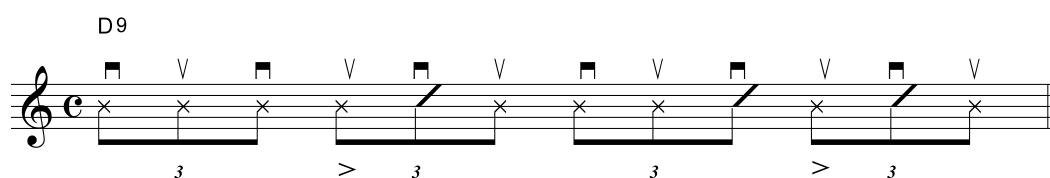
D9



Musical notation for exercise 69, featuring a treble clef, common time signature (C), and a D9 chord. The exercise consists of four measures of eighth-note triplets. The first measure has three eighth notes with 'x' marks above them. The second measure has three eighth notes with 'V' marks above them. The third measure has three eighth notes with 'x' marks above them. The fourth measure has three eighth notes with 'V' marks above them. The notes are grouped by a brace with a '3' underneath. A greater-than sign (>) is placed between the second and third measures.

70)

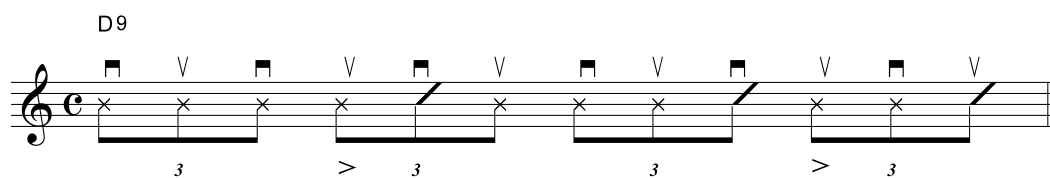
D9



Musical notation for exercise 70, featuring a treble clef, common time signature (C), and a D9 chord. The exercise consists of four measures of eighth-note triplets. The first measure has three eighth notes with 'x' marks above them. The second measure has three eighth notes with 'V' marks above them. The third measure has three eighth notes with 'x' marks above them. The fourth measure has three eighth notes with 'V' marks above them. The notes are grouped by a brace with a '3' underneath. A greater-than sign (>) is placed between the second and third measures.

71)

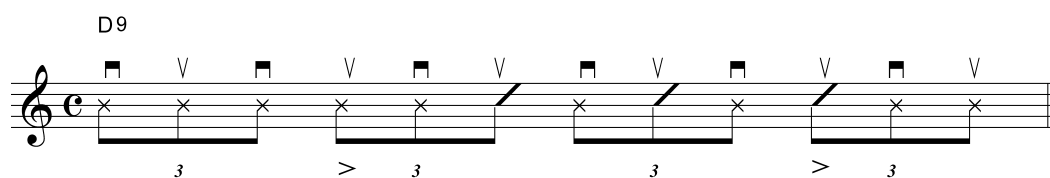
D9



Musical notation for exercise 71, featuring a treble clef, common time signature (C), and a D9 chord. The exercise consists of four measures of eighth-note triplets. The first measure has three eighth notes with 'x' marks above them. The second measure has three eighth notes with 'V' marks above them. The third measure has three eighth notes with 'x' marks above them. The fourth measure has three eighth notes with 'V' marks above them. The notes are grouped by a brace with a '3' underneath. A greater-than sign (>) is placed between the second and third measures.

72)

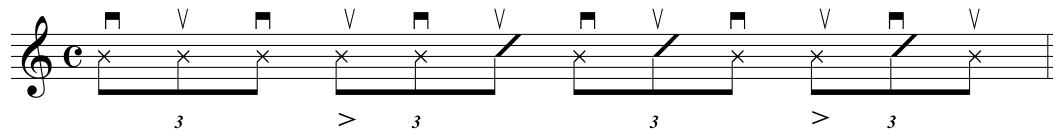
D9



Musical notation for exercise 72, featuring a treble clef, common time signature (C), and a D9 chord. The exercise consists of four measures of eighth-note triplets. The first measure has three eighth notes with 'x' marks above them. The second measure has three eighth notes with 'V' marks above them. The third measure has three eighth notes with 'x' marks above them. The fourth measure has three eighth notes with 'V' marks above them. The notes are grouped by a brace with a '3' underneath. A greater-than sign (>) is placed between the second and third measures.

73)

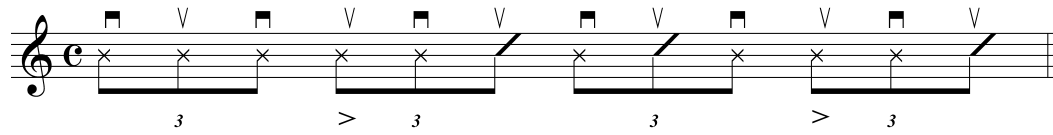
D9



Musical notation for exercise 73, featuring a treble clef, common time signature (C), and a D9 chord. The exercise consists of four measures of eighth-note triplets. The first measure has a flat on the first note. The second measure has an accent (>) on the first note. The third measure has a flat on the first note. The fourth measure has an accent (>) on the first note. Each triplet is marked with a '3' below it.

74)

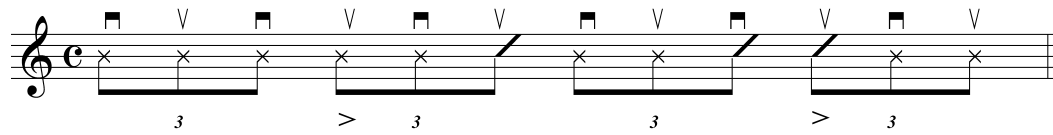
D9



Musical notation for exercise 74, featuring a treble clef, common time signature (C), and a D9 chord. The exercise consists of four measures of eighth-note triplets. The first measure has a flat on the first note. The second measure has an accent (>) on the first note. The third measure has a flat on the first note. The fourth measure has an accent (>) on the first note. Each triplet is marked with a '3' below it.

75)

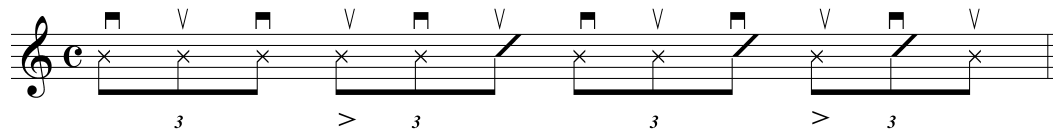
D9



Musical notation for exercise 75, featuring a treble clef, common time signature (C), and a D9 chord. The exercise consists of four measures of eighth-note triplets. The first measure has a flat on the first note. The second measure has an accent (>) on the first note. The third measure has a flat on the first note. The fourth measure has an accent (>) on the first note. Each triplet is marked with a '3' below it.

76)

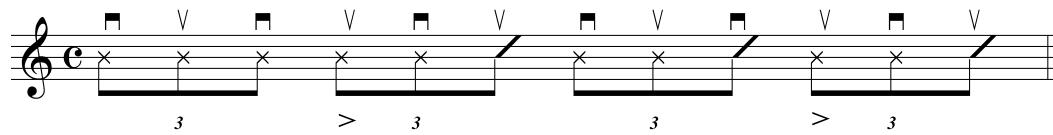
D9



Musical notation for exercise 76, featuring a treble clef, common time signature (C), and a D9 chord. The exercise consists of four measures of eighth-note triplets. The first measure has a flat on the first note. The second measure has an accent (>) on the first note. The third measure has a flat on the first note. The fourth measure has an accent (>) on the first note. Each triplet is marked with a '3' below it.

77)

D9



Musical notation for exercise 77, featuring a treble clef, common time signature (C), and a D9 chord. The exercise consists of four measures of eighth-note triplets. The first measure has a flat on the first note. The second measure has an accent (>) on the first note. The third measure has a flat on the first note. The fourth measure has an accent (>) on the first note. Each triplet is marked with a '3' below it.

# PART 3 - SIXTEENTH NOTE PATTERNS (1/16)

## BASIC PATTERNS I:

1)

D9

Musical notation for pattern 1: Treble clef, common time signature. The staff contains four measures of music. Each measure starts with a D9 chord symbol. The notes are quarter notes: D4, F#4, A4, C5. The rhythm is a steady eighth-note pattern: quarter, eighth, eighth, quarter, eighth, eighth, quarter, eighth, eighth, quarter. There are 'x' marks above the notes in the second, third, and fourth measures. There are 'V' marks above the notes in the first, second, third, and fourth measures. There are '>' marks below the first and third measures.

2)

D9

Musical notation for pattern 2: Treble clef, common time signature. The staff contains four measures of music. Each measure starts with a D9 chord symbol. The notes are quarter notes: D4, F#4, A4, C5. The rhythm is a steady eighth-note pattern: quarter, eighth, eighth, quarter, eighth, eighth, quarter, eighth, eighth, quarter. There are 'x' marks above the notes in the first, second, and third measures. There are 'V' marks above the notes in the first, second, third, and fourth measures. There are '>' marks below the second and fourth measures.

3)

D9

Musical notation for pattern 3: Treble clef, common time signature. The staff contains four measures of music. Each measure starts with a D9 chord symbol. The notes are quarter notes: D4, F#4, A4, C5. The rhythm is a steady eighth-note pattern: quarter, eighth, eighth, quarter, eighth, eighth, quarter, eighth, eighth, quarter. There are 'x' marks above the notes in the first, second, and fourth measures. There are 'V' marks above the notes in the first, second, third, and fourth measures. There are '>' marks below the second and fourth measures.

4)

D9

Musical notation for pattern 4: Treble clef, common time signature. The staff contains four measures of music. Each measure starts with a D9 chord symbol. The notes are quarter notes: D4, F#4, A4, C5. The rhythm is a steady eighth-note pattern: quarter, eighth, eighth, quarter, eighth, eighth, quarter, eighth, eighth, quarter. There are 'x' marks above the notes in the first, second, and third measures. There are 'V' marks above the notes in the first, second, third, and fourth measures. There are '>' marks below the second and fourth measures.

5)

D9

Musical notation for pattern 5: Treble clef, 4/4 time signature. The staff contains four measures of music. Each measure starts with a D9 chord symbol. The notes are quarter notes: D4, F#4, A4, C5. The rhythm is a steady eighth-note pattern: quarter, eighth, eighth, quarter, eighth, eighth, quarter, eighth, eighth, quarter. There are 'x' marks above the notes in the first, second, and third measures. There are 'V' marks above the notes in the first, second, third, and fourth measures. There are '>' marks below the second and fourth measures.

6)

D9

Musical notation for pattern 6: Treble clef, 4/4 time signature. The staff contains four measures of music. Each measure starts with a D9 chord symbol. The notes are quarter notes: D4, F#4, A4, C5. The rhythm is a steady eighth-note pattern: quarter, eighth, eighth, quarter, eighth, eighth, quarter, eighth, eighth, quarter. There are 'x' marks above the notes in the first, second, and fourth measures. There are 'V' marks above the notes in the first, second, third, and fourth measures. There are '>' marks below the second and fourth measures.

7)

Musical notation for exercise 7, featuring a D9 chord and a 4/4 time signature. The exercise consists of four measures of music. Each measure contains a sequence of notes and rests, with 'V' marks above the notes and 'x' marks below the rests. The notes are primarily on the first and second strings of the guitar. The exercise is marked with a D9 chord and includes dynamic markings such as accents (>) and breath marks (<math>\vee</math>).

8)

Musical notation for exercise 8, featuring a D9 chord and a 4/4 time signature. The exercise consists of four measures of music. Each measure contains a sequence of notes and rests, with 'V' marks above the notes and 'x' marks below the rests. The notes are primarily on the first and second strings of the guitar. The exercise is marked with a D9 chord and includes dynamic markings such as accents (>) and breath marks (<math>\vee</math>).

9)

Musical notation for exercise 9, featuring a D9 chord and a 4/4 time signature. The exercise consists of four measures of music. Each measure contains a sequence of notes and rests, with 'V' marks above the notes and 'x' marks below the rests. The notes are primarily on the first and second strings of the guitar. The exercise is marked with a D9 chord and includes dynamic markings such as accents (>) and breath marks (<math>\vee</math>).

10)

Musical notation for exercise 10, featuring a D9 chord and a 4/4 time signature. The exercise consists of four measures of music. Each measure contains a sequence of notes and rests, with 'V' marks above the notes and 'x' marks below the rests. The notes are primarily on the first and second strings of the guitar. The exercise is marked with a D9 chord and includes dynamic markings such as accents (>) and breath marks (<math>\vee</math>).

11)

Musical notation for exercise 11, featuring a D9 chord and a 4/4 time signature. The exercise consists of four measures of music. Each measure contains a sequence of notes and rests, with 'V' marks above the notes and 'x' marks below the rests. The notes are primarily on the first and second strings of the guitar. The exercise is marked with a D9 chord and includes dynamic markings such as accents (>) and breath marks (<math>\vee</math>).

12)

Musical notation for exercise 12, featuring a D9 chord and a 4/4 time signature. The exercise consists of four measures of music. Each measure contains a sequence of notes and rests, with 'V' marks above the notes and 'x' marks below the rests. The notes are primarily on the first and second strings of the guitar. The exercise is marked with a D9 chord and includes dynamic markings such as accents (>) and breath marks (<math>\vee</math>).

13)

Musical notation for exercise 13, featuring a D9 chord and a 4/4 time signature. The exercise consists of four measures of music. Each measure contains a sequence of notes and rests, with 'V' marks above the notes and 'x' marks below the rests. The notes are primarily on the first and second strings of the guitar. The exercise is marked with a D9 chord and includes dynamic markings such as accents (>) and breath marks (<math>\vee</math>).

14)

Musical notation for exercise 14, featuring a D9 chord and a 4/4 time signature. The exercise consists of four measures of music. Each measure contains a sequence of notes and rests, with 'V' marks above the notes and 'x' marks below the rests. The notes are primarily on the first and second strings of the guitar. The exercise is marked with a D9 chord and includes dynamic markings such as accents (>) and breath marks (<math>\vee</math>).





13)

Musical notation for exercise 13. It features a treble clef and a 4/4 time signature. The key signature is one sharp (F#), and the chord is D9. The notation shows a rhythmic pattern of eighth notes with accents (>) on the first and third notes of each measure. The pattern is: quarter note (F#4), eighth note (F#5), eighth note (F#6), quarter note (F#4), eighth note (F#5), eighth note (F#6), quarter note (F#4), eighth note (F#5), eighth note (F#6). This pattern repeats four times across the staff.

14)

Musical notation for exercise 14. It features a treble clef and a 4/4 time signature. The key signature is one sharp (F#), and the chord is D9. The notation shows a rhythmic pattern of eighth notes with accents (>) on the first and third notes of each measure. The pattern is: quarter note (F#4), eighth note (F#5), eighth note (F#6), quarter note (F#4), eighth note (F#5), eighth note (F#6), quarter note (F#4), eighth note (F#5), eighth note (F#6). This pattern repeats four times across the staff.

15)

Musical notation for exercise 15. It features a treble clef and a 4/4 time signature. The key signature is one sharp (F#), and the chord is D9. The notation shows a rhythmic pattern of eighth notes with accents (>) on the first and third notes of each measure. The pattern is: quarter note (F#4), eighth note (F#5), eighth note (F#6), quarter note (F#4), eighth note (F#5), eighth note (F#6), quarter note (F#4), eighth note (F#5), eighth note (F#6). This pattern repeats four times across the staff.

16)

Musical notation for exercise 16. It features a treble clef and a 4/4 time signature. The key signature is one sharp (F#), and the chord is D9. The notation shows a rhythmic pattern of eighth notes with accents (>) on the first and third notes of each measure. The pattern is: quarter note (F#4), eighth note (F#5), eighth note (F#6), quarter note (F#4), eighth note (F#5), eighth note (F#6), quarter note (F#4), eighth note (F#5), eighth note (F#6). This pattern repeats four times across the staff.

17)

Musical notation for exercise 17. It features a treble clef and a 4/4 time signature. The key signature is one sharp (F#), and the chord is D9. The notation shows a rhythmic pattern of eighth notes with accents (>) on the first and third notes of each measure. The pattern is: quarter note (F#4), eighth note (F#5), eighth note (F#6), quarter note (F#4), eighth note (F#5), eighth note (F#6), quarter note (F#4), eighth note (F#5), eighth note (F#6). This pattern repeats four times across the staff.

18)

Musical notation for exercise 18. It features a treble clef and a 4/4 time signature. The key signature is one sharp (F#), and the chord is D9. The notation shows a rhythmic pattern of eighth notes with accents (>) on the first and third notes of each measure. The pattern is: quarter note (F#4), eighth note (F#5), eighth note (F#6), quarter note (F#4), eighth note (F#5), eighth note (F#6), quarter note (F#4), eighth note (F#5), eighth note (F#6). This pattern repeats four times across the staff.

19)

Musical notation for exercise 19. It features a treble clef and a 4/4 time signature. The key signature is one sharp (F#), and the chord is D9. The notation shows a rhythmic pattern of eighth notes with accents (>) on the first and third notes of each measure. The pattern is: quarter note (F#4), eighth note (F#5), eighth note (F#6), quarter note (F#4), eighth note (F#5), eighth note (F#6), quarter note (F#4), eighth note (F#5), eighth note (F#6). This pattern repeats four times across the staff.





27)

Musical notation for exercise 27, featuring a D9 chord and a 4/4 time signature. The exercise consists of four measures of music. Each measure contains a sequence of notes with 'x' marks above them, indicating fretted notes. The notes are connected by slurs, and there are 'V' marks above some notes, likely indicating vibrato or a specific playing technique. The first measure starts with a D9 chord symbol. The second and fourth measures have an accent (>) under the first note.

28)

Musical notation for exercise 28, featuring a D9 chord and a 4/4 time signature. The exercise consists of four measures of music. Each measure contains a sequence of notes with 'x' marks above them, indicating fretted notes. The notes are connected by slurs, and there are 'V' marks above some notes. The first measure starts with a D9 chord symbol. The second and fourth measures have an accent (>) under the first note.

29)

Musical notation for exercise 29, featuring a D9 chord and a 4/4 time signature. The exercise consists of four measures of music. Each measure contains a sequence of notes with 'x' marks above them, indicating fretted notes. The notes are connected by slurs, and there are 'V' marks above some notes. The first measure starts with a D9 chord symbol. The second and fourth measures have an accent (>) under the first note.

30)

Musical notation for exercise 30, featuring a D9 chord and a 4/4 time signature. The exercise consists of four measures of music. Each measure contains a sequence of notes with 'x' marks above them, indicating fretted notes. The notes are connected by slurs, and there are 'V' marks above some notes. The first measure starts with a D9 chord symbol. The second and fourth measures have an accent (>) under the first note.

31)

Musical notation for exercise 31, featuring a D9 chord and a 4/4 time signature. The exercise consists of four measures of music. Each measure contains a sequence of notes with 'x' marks above them, indicating fretted notes. The notes are connected by slurs, and there are 'V' marks above some notes. The first measure starts with a D9 chord symbol. The second and fourth measures have an accent (>) under the first note.

32)

Musical notation for exercise 32, featuring a D9 chord and a 4/4 time signature. The exercise consists of four measures of music. Each measure contains a sequence of notes with 'x' marks above them, indicating fretted notes. The notes are connected by slurs, and there are 'V' marks above some notes. The first measure starts with a D9 chord symbol. The second and fourth measures have an accent (>) under the first note.

33)

Musical notation for exercise 33, featuring a D9 chord and a 4/4 time signature. The exercise consists of four measures of music. Each measure contains a sequence of notes with 'x' marks above them, indicating fretted notes. The notes are connected by slurs, and there are 'V' marks above some notes. The first measure starts with a D9 chord symbol. The second and fourth measures have an accent (>) under the first note.

34)

Musical notation for exercise 34, featuring a D9 chord and a 4/4 time signature. The exercise consists of four measures of music. Each measure contains a sequence of notes and rests, with 'x' marks indicating fretted notes and 'V' marks indicating natural notes. The notes are: Measure 1: G4, A4, B4, C5; Measure 2: B4, A4, G4, F4; Measure 3: E4, D4, C4, B3; Measure 4: A3, G3, F3, E3. The notes are grouped into pairs, with the first note of each pair being a natural note (V) and the second being a fretted note (x). The notes are connected by diagonal lines, and there are accents (>) under the first note of each measure.

35)

Musical notation for exercise 35, featuring a D9 chord and a 4/4 time signature. The exercise consists of four measures of music. Each measure contains a sequence of notes and rests, with 'x' marks indicating fretted notes and 'V' marks indicating natural notes. The notes are: Measure 1: G4, A4, B4, C5; Measure 2: B4, A4, G4, F4; Measure 3: E4, D4, C4, B3; Measure 4: A3, G3, F3, E3. The notes are grouped into pairs, with the first note of each pair being a natural note (V) and the second being a fretted note (x). The notes are connected by diagonal lines, and there are accents (>) under the first note of each measure.

36)

Musical notation for exercise 36, featuring a D9 chord and a 4/4 time signature. The exercise consists of four measures of music. Each measure contains a sequence of notes and rests, with 'x' marks indicating fretted notes and 'V' marks indicating natural notes. The notes are: Measure 1: G4, A4, B4, C5; Measure 2: B4, A4, G4, F4; Measure 3: E4, D4, C4, B3; Measure 4: A3, G3, F3, E3. The notes are grouped into pairs, with the first note of each pair being a natural note (V) and the second being a fretted note (x). The notes are connected by diagonal lines, and there are accents (>) under the first note of each measure.

### BASIC PATTERNS III:

1)

Musical notation for exercise 1, featuring a D9 chord and a 4/4 time signature. The exercise consists of four measures of music. Each measure contains a sequence of notes and rests, with 'x' marks indicating fretted notes and 'V' marks indicating natural notes. The notes are: Measure 1: G4, A4, B4, C5; Measure 2: B4, A4, G4, F4; Measure 3: E4, D4, C4, B3; Measure 4: A3, G3, F3, E3. The notes are grouped into pairs, with the first note of each pair being a natural note (V) and the second being a fretted note (x). The notes are connected by diagonal lines, and there are accents (>) under the first note of each measure.

2)

Musical notation for exercise 2, featuring a D9 chord and a 4/4 time signature. The exercise consists of four measures of music. Each measure contains a sequence of notes and rests, with 'x' marks indicating fretted notes and 'V' marks indicating natural notes. The notes are: Measure 1: G4, A4, B4, C5; Measure 2: B4, A4, G4, F4; Measure 3: E4, D4, C4, B3; Measure 4: A3, G3, F3, E3. The notes are grouped into pairs, with the first note of each pair being a natural note (V) and the second being a fretted note (x). The notes are connected by diagonal lines, and there are accents (>) under the first note of each measure.

3)

Musical notation for exercise 3, featuring a D9 chord and a 4/4 time signature. The exercise consists of four measures of music. Each measure contains a sequence of notes and rests, with 'x' marks indicating fretted notes and 'V' marks indicating natural notes. The notes are: Measure 1: G4, A4, B4, C5; Measure 2: B4, A4, G4, F4; Measure 3: E4, D4, C4, B3; Measure 4: A3, G3, F3, E3. The notes are grouped into pairs, with the first note of each pair being a natural note (V) and the second being a fretted note (x). The notes are connected by diagonal lines, and there are accents (>) under the first note of each measure.

4)

Musical notation for exercise 4, featuring a D9 chord and a 4/4 time signature. The exercise consists of a sequence of notes on a guitar fretboard, with accents (>) and vibrato (>) markings.

5)

Musical notation for exercise 5, featuring a D9 chord and a 4/4 time signature. The exercise consists of a sequence of notes on a guitar fretboard, with accents (>) and vibrato (>) markings.

6)

Musical notation for exercise 6, featuring a D9 chord and a 4/4 time signature. The exercise consists of a sequence of notes on a guitar fretboard, with accents (>) and vibrato (>) markings.

7)

Musical notation for exercise 7, featuring a D9 chord and a 4/4 time signature. The exercise consists of a sequence of notes on a guitar fretboard, with accents (>) and vibrato (>) markings.

8)

Musical notation for exercise 8, featuring a D9 chord and a 4/4 time signature. The exercise consists of a sequence of notes on a guitar fretboard, with accents (>) and vibrato (>) markings.

9)

Musical notation for exercise 9, featuring a D9 chord and a 4/4 time signature. The exercise consists of a sequence of notes on a guitar fretboard, with accents (>) and vibrato (>) markings.

10)

Musical notation for exercise 10, featuring a D9 chord and a 4/4 time signature. The exercise consists of a sequence of notes on a guitar fretboard, with accents (>) and vibrato (>) markings.

11)

D9

12)

D9

13)

D9

14)

D9

15)

D9

16)

D9

17)

D9

18)

D9

19)

D9

20)

D9

21)

D9

22)

D9

23)

D9

24)

D9



32)

Musical notation for exercise 32, featuring a treble clef, a 4/4 time signature, and a D9 chord symbol. The exercise consists of four measures of music. Each measure contains a sequence of notes with 'x' marks above them, indicating fretted notes. The notes are connected by stems, and there are 'v' marks above some notes, likely indicating vibrato or a specific articulation. The first measure has a 'D9' chord symbol above it. The second and fourth measures have an accent (>) below the first note.

33)

Musical notation for exercise 33, featuring a treble clef, a 4/4 time signature, and a D9 chord symbol. The exercise consists of four measures of music. Each measure contains a sequence of notes with 'x' marks above them, indicating fretted notes. The notes are connected by stems, and there are 'v' marks above some notes. The first measure has a 'D9' chord symbol above it. The second and fourth measures have an accent (>) below the first note.

34)

Musical notation for exercise 34, featuring a treble clef, a 4/4 time signature, and a D9 chord symbol. The exercise consists of four measures of music. Each measure contains a sequence of notes with 'x' marks above them, indicating fretted notes. The notes are connected by stems, and there are 'v' marks above some notes. The first measure has a 'D9' chord symbol above it. The second and fourth measures have an accent (>) below the first note.

35)

Musical notation for exercise 35, featuring a treble clef, a 4/4 time signature, and a D9 chord symbol. The exercise consists of four measures of music. Each measure contains a sequence of notes with 'x' marks above them, indicating fretted notes. The notes are connected by stems, and there are 'v' marks above some notes. The first measure has a 'D9' chord symbol above it. The second and fourth measures have an accent (>) below the first note.

36)

Musical notation for exercise 36, featuring a treble clef, a 4/4 time signature, and a D9 chord symbol. The exercise consists of four measures of music. Each measure contains a sequence of notes with 'x' marks above them, indicating fretted notes. The notes are connected by stems, and there are 'v' marks above some notes. The first measure has a 'D9' chord symbol above it. The second and fourth measures have an accent (>) below the first note.

37)

Musical notation for exercise 37, featuring a treble clef, a 4/4 time signature, and a D9 chord symbol. The exercise consists of four measures of music. Each measure contains a sequence of notes with 'x' marks above them, indicating fretted notes. The notes are connected by stems, and there are 'v' marks above some notes. The first measure has a 'D9' chord symbol above it. The second and fourth measures have an accent (>) below the first note.

38)

Musical notation for exercise 38, featuring a treble clef, a 4/4 time signature, and a D9 chord symbol. The exercise consists of four measures of music. Each measure contains a sequence of notes with 'x' marks above them, indicating fretted notes. The notes are connected by stems, and there are 'v' marks above some notes. The first measure has a 'D9' chord symbol above it. The second and fourth measures have an accent (>) below the first note.

39)

Musical notation for exercise 39, featuring a treble clef, a 4/4 time signature, and a D9 chord symbol. The exercise consists of four measures of music. Each measure contains a sequence of notes with 'x' marks above them, indicating fretted notes. The notes are connected by stems, and there are 'V' marks above some notes, likely indicating vibrato or a specific articulation. The first measure has a 'D9' chord symbol above it. The second and fourth measures have an accent (>) under the first note. The piece ends with a double bar line.

40)

Musical notation for exercise 40, featuring a treble clef, a 4/4 time signature, and a D9 chord symbol. The exercise consists of four measures of music. Each measure contains a sequence of notes with 'x' marks above them, indicating fretted notes. The notes are connected by stems, and there are 'V' marks above some notes. The first measure has a 'D9' chord symbol above it. The second and fourth measures have an accent (>) under the first note. The piece ends with a double bar line.

41)

Musical notation for exercise 41, featuring a treble clef, a 4/4 time signature, and a D9 chord symbol. The exercise consists of four measures of music. Each measure contains a sequence of notes with 'x' marks above them, indicating fretted notes. The notes are connected by stems, and there are 'V' marks above some notes. The first measure has a 'D9' chord symbol above it. The second and fourth measures have an accent (>) under the first note. The piece ends with a double bar line.

42)

Musical notation for exercise 42, featuring a treble clef, a 4/4 time signature, and a D9 chord symbol. The exercise consists of four measures of music. Each measure contains a sequence of notes with 'x' marks above them, indicating fretted notes. The notes are connected by stems, and there are 'V' marks above some notes. The first measure has a 'D9' chord symbol above it. The second and fourth measures have an accent (>) under the first note. The piece ends with a double bar line.

43)

Musical notation for exercise 43, featuring a treble clef, a 4/4 time signature, and a D9 chord symbol. The exercise consists of four measures of music. Each measure contains a sequence of notes with 'x' marks above them, indicating fretted notes. The notes are connected by stems, and there are 'V' marks above some notes. The first measure has a 'D9' chord symbol above it. The second and fourth measures have an accent (>) under the first note. The piece ends with a double bar line.

44)

Musical notation for exercise 44, featuring a treble clef, a 4/4 time signature, and a D9 chord symbol. The exercise consists of four measures of music. Each measure contains a sequence of notes with 'x' marks above them, indicating fretted notes. The notes are connected by stems, and there are 'V' marks above some notes. The first measure has a 'D9' chord symbol above it. The second and fourth measures have an accent (>) under the first note. The piece ends with a double bar line.

45)

Musical notation for exercise 45, featuring a treble clef, a 4/4 time signature, and a D9 chord symbol. The exercise consists of four measures of music. Each measure contains a sequence of notes with 'x' marks above them, indicating fretted notes. The notes are connected by stems, and there are 'V' marks above some notes. The first measure has a 'D9' chord symbol above it. The second and fourth measures have an accent (>) under the first note. The piece ends with a double bar line.







60)

D9

61)

D9

62)

D9

63)

D9

64)

D9

65)

D9

66)

D9

67)

Musical notation for exercise 67, featuring a treble clef, a 4/4 time signature, and a D9 chord. The exercise consists of four measures of music. Each measure contains a sequence of notes on the guitar strings, with 'x' marks indicating fretted notes and 'V' marks indicating natural notes. The notes are: Measure 1: G4, A4, B4, C5; Measure 2: C5, B4, A4, G4; Measure 3: G4, A4, B4, C5; Measure 4: C5, B4, A4, G4. The notes are grouped into pairs, and there are 'x' marks on the strings between the notes. The exercise ends with a double bar line.

68)

Musical notation for exercise 68, featuring a treble clef, a 4/4 time signature, and a D9 chord. The exercise consists of four measures of music. Each measure contains a sequence of notes on the guitar strings, with 'x' marks indicating fretted notes and 'V' marks indicating natural notes. The notes are: Measure 1: G4, A4, B4, C5; Measure 2: C5, B4, A4, G4; Measure 3: G4, A4, B4, C5; Measure 4: C5, B4, A4, G4. The notes are grouped into pairs, and there are 'x' marks on the strings between the notes. The exercise ends with a double bar line.

69)

Musical notation for exercise 69, featuring a treble clef, a 4/4 time signature, and a D9 chord. The exercise consists of four measures of music. Each measure contains a sequence of notes on the guitar strings, with 'x' marks indicating fretted notes and 'V' marks indicating natural notes. The notes are: Measure 1: G4, A4, B4, C5; Measure 2: C5, B4, A4, G4; Measure 3: G4, A4, B4, C5; Measure 4: C5, B4, A4, G4. The notes are grouped into pairs, and there are 'x' marks on the strings between the notes. The exercise ends with a double bar line.

70)

Musical notation for exercise 70, featuring a treble clef, a 4/4 time signature, and a D9 chord. The exercise consists of four measures of music. Each measure contains a sequence of notes on the guitar strings, with 'x' marks indicating fretted notes and 'V' marks indicating natural notes. The notes are: Measure 1: G4, A4, B4, C5; Measure 2: C5, B4, A4, G4; Measure 3: G4, A4, B4, C5; Measure 4: C5, B4, A4, G4. The notes are grouped into pairs, and there are 'x' marks on the strings between the notes. The exercise ends with a double bar line.

71)

Musical notation for exercise 71, featuring a treble clef, a 4/4 time signature, and a D9 chord. The exercise consists of four measures of music. Each measure contains a sequence of notes on the guitar strings, with 'x' marks indicating fretted notes and 'V' marks indicating natural notes. The notes are: Measure 1: G4, A4, B4, C5; Measure 2: C5, B4, A4, G4; Measure 3: G4, A4, B4, C5; Measure 4: C5, B4, A4, G4. The notes are grouped into pairs, and there are 'x' marks on the strings between the notes. The exercise ends with a double bar line.

72)

Musical notation for exercise 72, featuring a treble clef, a 4/4 time signature, and a D9 chord. The exercise consists of four measures of music. Each measure contains a sequence of notes on the guitar strings, with 'x' marks indicating fretted notes and 'V' marks indicating natural notes. The notes are: Measure 1: G4, A4, B4, C5; Measure 2: C5, B4, A4, G4; Measure 3: G4, A4, B4, C5; Measure 4: C5, B4, A4, G4. The notes are grouped into pairs, and there are 'x' marks on the strings between the notes. The exercise ends with a double bar line.

73)

Musical notation for exercise 73, featuring a treble clef, a 4/4 time signature, and a D9 chord. The exercise consists of four measures of music. Each measure contains a sequence of notes on the guitar strings, with 'x' marks indicating fretted notes and 'V' marks indicating natural notes. The notes are: Measure 1: G4, A4, B4, C5; Measure 2: C5, B4, A4, G4; Measure 3: G4, A4, B4, C5; Measure 4: C5, B4, A4, G4. The notes are grouped into pairs, and there are 'x' marks on the strings between the notes. The exercise ends with a double bar line.

74)

D9

75)

D9

76)

D9

77)

D9

78)

D9

