

# ARPEGGIOØVELSER FOR GITAR

Akkordbrytninger spilt over seks strenger

*TMA Music 15*

*ISBN 978-82-92985-06-9*

*ISMN 979-0-706693-15-6*

ARPEGGIOER- FIRKLÄNGER 7-1-3-5

1. G7

Three staves of musical notation for a G7 arpeggio exercise in 4/4 time. The first staff shows the basic arpeggio with fingerings ⑥, ⑤, ④, ③, ②, ①, ②, ③, ④, ⑤, ⑥. The second staff shows the exercise with triplets and fingerings ⑥, ⑤, ④, ③, ②, ①, ②, ③, ④, ⑤, ⑥. The third staff shows the exercise with fingerings ⑥, ⑤, ④, ③, ②, ①, ②, ③, ④, ⑤, ⑥.

2. Gm7

Three staves of musical notation for a Gm7 arpeggio exercise in 4/4 time. The first staff shows the basic arpeggio with fingerings ⑥, ⑤, ④, ③, ②, ①, ②, ③, ④, ⑤, ⑥. The second staff shows the exercise with triplets and fingerings ⑥, ⑤, ④, ③, ②, ①, ②, ③, ④, ⑤, ⑥. The third staff shows the exercise with fingerings ⑥, ⑤, ④, ③, ②, ①, ②, ③, ④, ⑤, ⑥.


### 3. Gmaj7

Three staves of musical notation for G major triad exercise 3. The first staff shows a sequence of notes with fingerings 6, 5, 4, 3, 2, 1, 2, 3, 4, 5, 6. The second staff shows the same sequence with triplets (3) and fingerings 6, 5, 4, 3, 2, 1, 2, 3, 4, 5, 6. The third staff shows the sequence with fingerings 6, 5, 4, 3, 2, 1, 2, 3, 4, 5, 6.

### 4. GmMaj7

Three staves of musical notation for G minor major 7 triad exercise 4. The first staff shows a sequence of notes with fingerings 6, 5, 4, 3, 2, 1, 2, 3, 4, 5, 6. The second staff shows the same sequence with triplets (3) and fingerings 6, 5, 4, 3, 2, 1, 2, 3, 4, 5, 6. The third staff shows the sequence with fingerings 6, 5, 4, 3, 2, 1, 2, 3, 4, 5, 6.

5. Gm7b5



FEMKLANGER : 7-1-9-3-5

1. G9

The first exercise for G9 is written in 4/4 time. It consists of four staves of music. The first staff contains a descending eighth-note scale from G4 to G3, with fingerings 6, 5, 4, 3, 2, 1. The second staff contains an ascending eighth-note scale from G3 to G4, with fingerings 2, 3, 4, 5, 6. The third staff contains a descending eighth-note scale from G4 to G3, with fingerings 6, 5, 4, 3, 2, 1, and a triplet of eighth notes (G4, F#4, E4) with fingering 3. The fourth staff contains an ascending eighth-note scale from G3 to G4, with fingerings 2, 3, 4, 5, 6, and a triplet of eighth notes (G4, A4, B4) with fingering 3.

2. Gm9

The second exercise for Gm9 is written in 4/4 time. It consists of four staves of music. The first staff contains a descending eighth-note scale from G4 to G3, with fingerings 6, 5, 4, 3, 2, 1. The second staff contains an ascending eighth-note scale from G3 to G4, with fingerings 2, 3, 4, 5, 6. The third staff contains a descending eighth-note scale from G4 to G3, with fingerings 6, 5, 4, 3, 2, 1, and a triplet of eighth notes (G4, F#4, E4) with fingering 3. The fourth staff contains an ascending eighth-note scale from G3 to G4, with fingerings 2, 3, 4, 5, 6, and a triplet of eighth notes (G4, A4, B4) with fingering 3.

### 3. Gmaj9

Exercise 3: G major 9th chord (Gmaj9) in 4/4 time. The exercise consists of four staves of music. The first staff shows a descending eighth-note scale from G4 to G3 with fingerings 6, 5, 4, 3, 2, 1. The second staff shows an ascending eighth-note scale from G3 to G4 with fingerings 3, 2, 1, 4, 5, 6. The third staff features a complex eighth-note pattern with triplets and fingerings 6, 5, 4, 3, 2, 1, 2, 3, 4, 5, 6. The fourth staff shows a descending eighth-note scale from G4 to G3 with fingerings 6, 5, 4, 3, 2, 1, 2, 3, 4, 5, 6.

### 4. GmMaj9

Exercise 4: G minor major 9th chord (GmMaj9) in 4/4 time. The exercise consists of four staves of music. The first staff shows a descending eighth-note scale from G4 to G3 with fingerings 6, 5, 4, 3, 2, 1. The second staff shows an ascending eighth-note scale from G3 to G4 with fingerings 3, 2, 3, 4, 5, 6. The third staff features a complex eighth-note pattern with triplets and fingerings 6, 5, 4, 3, 2, 1, 2, 3, 4, 5, 6. The fourth staff shows a descending eighth-note scale from G4 to G3 with fingerings 6, 5, 4, 3, 2, 1, 2, 3, 4, 5, 6.

5. Gm9b5

The musical score for Gm9b5 is presented in four staves of guitar notation, all in 4/4 time. The first staff shows a descending eighth-note scale from G4 to G3, with fingerings 6, 5, 4, 3, 2, 1. The second staff continues the scale from F3 to G4, with fingerings 3, 2, 3, 4, 5, 6. The third staff features a complex pattern of eighth notes with triplets and fingerings 6, 5, 4, 3, 2, 1, 2, 3, 5, 6. The fourth staff shows a similar pattern with fingerings 6, 5, 4, 3, 2, 1, 2, 3, 4, 5, 6.

SEKSKLANGER 7-1-9-3-11-5

1. G11

Musical notation for exercise 1. G11, consisting of four staves of music. The first staff contains notes with fingerings ⑥, ⑤, ④, ③, ②, ①. The second staff starts with a triplet of notes with fingerings ②, ③, ④, followed by notes with fingerings ⑤, ⑥. The third staff contains several triplet markings (3) and fingerings ⑥, ⑤, ④, ③, ②, ①, ②, ③, ④, ⑤, ⑥. The fourth staff contains notes with fingerings ⑥, ⑤, ④, ③, ②, ①, ②, ③, ④, ⑤, ⑥.

2. G9#11

Musical notation for exercise 2. G9#11, consisting of four staves of music. The first staff contains notes with fingerings ⑥, ⑤, ④, ③, ②, ①. The second staff starts with a triplet of notes with fingerings ②, ③, ④, followed by notes with fingerings ⑤, ⑥. The third staff contains several triplet markings (3) and fingerings ⑥, ⑤, ④, ③, ②, ①, ②, ③, ④, ⑤, ⑥. The fourth staff contains notes with fingerings ⑥, ⑤, ④, ③, ②, ①, ②, ③, ④, ⑤, ⑥.



### 3. Gm11

⑥ ⑤ ④ ③ ② ①

3 ② ③ ④ ⑤ ⑥

⑥ ⑤ ④ ③ ② ① ② ③ ④ ⑤ ⑥

⑥ ⑤ ④ ③ ② ① ② ③ ④ ⑤ ⑥

Detailed description: This exercise is in 4/4 time and G minor 11th mode. The first staff shows a descending scale from G4 to Bb3 with fingerings ⑥, ⑤, ④, ③, ②, ①. The second staff shows an ascending scale from Bb3 to G4 with fingerings ②, ③, ④, ⑤, ⑥. The third staff contains a series of triplets: G4-A4-Bb4, G4-A4-Bb4, G4-A4-Bb4, G4-A4-Bb4, G4-A4-Bb4, G4-A4-Bb4, G4-A4-Bb4, G4-A4-Bb4, G4-A4-Bb4, G4-A4-Bb4, G4-A4-Bb4, G4-A4-Bb4. The fourth staff shows a descending scale from G4 to Bb3 with fingerings ⑥, ⑤, ④, ③, ②, ①, followed by an ascending scale from Bb3 to G4 with fingerings ②, ③, ④, ⑤, ⑥.

### 4. Gmaj11

⑥ ⑤ ④ ③ ② ①

3 ② ③ ④ ⑤ ⑥

⑥ ⑤ ④ ③ ② ① ② ③ ④ ⑤ ⑥

⑥ ⑤ ④ ③ ② ① ② ③ ④ ⑤ ⑥

Detailed description: This exercise is in 4/4 time and G major 11th mode. The first staff shows a descending scale from G4 to B4 with fingerings ⑥, ⑤, ④, ③, ②, ①. The second staff shows an ascending scale from B4 to G4 with fingerings ②, ③, ④, ⑤, ⑥. The third staff contains a series of triplets: G4-A4-B4, G4-A4-B4, G4-A4-B4, G4-A4-B4, G4-A4-B4, G4-A4-B4, G4-A4-B4, G4-A4-B4, G4-A4-B4, G4-A4-B4, G4-A4-B4, G4-A4-B4. The fourth staff shows a descending scale from G4 to B4 with fingerings ⑥, ⑤, ④, ③, ②, ①, followed by an ascending scale from B4 to G4 with fingerings ②, ③, ④, ⑤, ⑥.

### 5. Gmaj9#11

Musical notation for exercise 5, Gmaj9#11, in 4/4 time. The exercise consists of four staves of music. The first staff shows a descending scale from G6 to G1 with fingerings 6, 5, 4, 3, 2, 1. The second staff shows an ascending scale from G1 to G6 with fingerings 1, 2, 3, 4, 5, 6. The third and fourth staves contain more complex patterns with triplets and various fingerings (1-6) for each note.

### 6. GmMaj11

Musical notation for exercise 6, GmMaj11, in 4/4 time. The exercise consists of four staves of music. The first staff shows a descending scale from G6 to G1 with fingerings 6, 5, 4, 3, 2, 1, and a flat on the final G. The second staff shows an ascending scale from G1 to G6 with fingerings 1, 2, 3, 4, 5, 6. The third and fourth staves contain more complex patterns with triplets and various fingerings (1-6) for each note.

7.Gm11b5

The musical score for 7.Gm11b5 is presented in 4/4 time across six staves. The first staff contains six measures with fingerings ⑥, ⑤, ④, ③, ②, and ①. The second staff begins with a triplet of eighth notes (fingerings ②, ③, ④) followed by measures with fingerings ⑤ and ⑥. The third staff features a complex sequence of triplets and fingerings: ⑥, ⑤, ④, ③, ②, ①, ②, ③, ④, ⑤, ⑥. The fourth and final staff continues with fingerings ⑥, ⑤, ④, ③, ②, ①, ②, ③, ④, ⑤, ⑥. The piece concludes with a double bar line.



SYVKLANGER 7-1-9-3-11-5-13

1. G13



Musical notation for exercise 1. G13 in 4/4 time. The exercise consists of six lines of music. The first line contains notes G4, A4, B4, C5, D5, E5, F5, G5 with fingerings ⑥, ⑤, ④, ③, ②, ①. The second line contains notes G5, A5, B5, C6, D6, E6, F6, G6 with fingerings ②, ③, ④, ⑤. The third line contains notes G6, A6, B6, C7, D7, E7, F7, G7 with fingering ⑥. The fourth line contains a triplet of G6, A6, B6, followed by a triplet of C7, D7, E7, then a triplet of F7, G7, A7, and finally a triplet of B7, C8, D8 with fingerings ⑥, ⑤, ④, ③, ②, ①, ②, ③, ④, ⑤, ⑥. The fifth line contains notes G7, A7, B7, C8, D8, E8, F8, G8 with fingerings ①, ②, ①, ②, ③, ④, ⑤, ⑥. The sixth line contains notes G8, A8, B8, C9, D9, E9, F9, G9 with fingerings ⑥, ⑤, ④, ③, ②, ①.

2. G13#11

Musical notation for exercise 2. G13#11 in 4/4 time. The exercise consists of three lines of music. The first line contains notes G4, A4, B4, C5, D5, E5, F5, G5 with fingerings ⑥, ⑤, ④, ③, ②, ①. The second line contains notes G5, A5, B5, C6, D6, E6, F6, G6 with fingerings ②, ③, ④, ⑤. The third line contains notes G6, A6, B6, C7, D7, E7, F7, G7 with fingering ⑥. The notes C5, C6, C7, and C8 have a sharp sign (#).



3. Gm13



#### 4. Gmaj13

Musical score for exercise 4, Gmaj13, in 4/4 time. The score consists of five staves of music. The first staff contains a sequence of notes with fingering numbers 6, 5, 4, 3, 2, 1 above them. The second staff starts with a triplet of notes, followed by notes with fingering numbers 2, 3, 4, 5 above them. The third staff begins with a note marked with a 5 and a 6 above it. The fourth staff features a complex sequence of notes with multiple triplet markings (indicated by '3' below) and fingering numbers 6, 5, 4, 3, 2, 1, 2, 3, 4, 5, 6 above them. The fifth staff continues with notes and fingering numbers 6, 5, 4, 3, 2, 1, 2, 3, 4, 5, 6 above them.

#### 5. Gmaj13#11

Musical score for exercise 5, Gmaj13#11, in 4/4 time. The score consists of three staves of music. The first staff contains a sequence of notes with fingering numbers 6, 5, 4, 3, 2, 1 above them. The second staff starts with a triplet of notes, followed by notes with fingering numbers 2, 3, 4, 5 above them. The third staff begins with a note marked with a 5 and a 6 above it.

6. GmMaj13

7. Gm13b5

